# 201-0 2-jaw tab puller with oscillating, reversible jaws, up to 100 mm spread, 75 mm reach




## APPLICATION IMAGE



## DESCRIPTION

The 2-jaw puller with oscillating and reversible jaws is used for centric pulling of bearings, gears, and discs in all common sizes for craft, workshop, and industry. This allows for the loosening of any component that sits on a shaft and is freely accessible from the outside. The oscillating jaws with adjustable reach are applicable on both sides. Depending on the design, the claw shape varies.

## APPLICATION AREA

For central extraction of bearings, gears, and discs in all common sizes for crafts, workshops, and industry.

## BENEFIT

- Adjustable and 180° rotatable puller jaws for individual adjustment of the reach.
- Oscillating puller jaws offer versatile adjustment options
- Puller jaws with different claw shapes for flexible working
- Claw end with slot provides support for screw for additional support when pulling off
- Safe mounting of the spindle via a rotatable spindle tip on both smooth surfaces and during centering (Switch Technology)
- Anti-slip safety (spindle neck) at the spindle head for safe work with wrench.
- Spindle extension for the protection of the thread

## OPERATION

- Position the puller jaws from the outside onto the part to be pulled off
- Swing the claws under the component
- Manually pull the spindle for fixation
- Use a ratchet or a box wrench to move the hexagon on the spindle head until the component is loosened

## MASTER DATA

| | |
|---|---|
| GTIN [GTIN] | 4021176026423 |
| Country of origin | DE |
| Material | Tool steel |
| Series | 201 |
| Gross weight [kg] | 0,43 kg |
| Package contents | 1 piece |
| Packaging Act | Rezykkat rHDPE 61 |
| Worldwide sales capability | Yes (REACH, RoHS, POP, PROP65, TSCA) |

## SPARE PARTS

- 201-0-75-P_2 jaws (Pair)
- 201-0-T_Crossbar
- 612080_Mechanical spindle

# 2-jaw tab puller with oscillating, reversible jaws, up to 100 mm spread, 75 mm reach

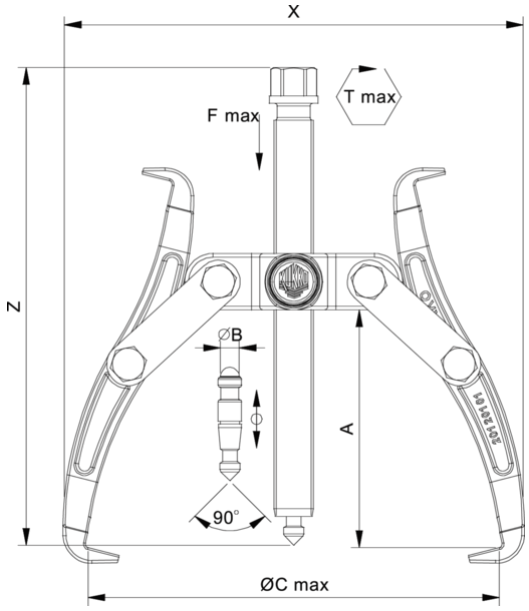


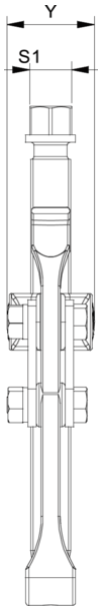


| Abbreviation | Attribut | Wert |
|---|---|---|
| X | Total width [mm] | 112 mm |
| Y | Total depth [mm] | 25 mm |
| Z | Total height [mm] | 105 mm |
| A | Clamping depth of external puller [mm] | 75 mm |
| S1 | Width across flats [mm] | 13 mm |
| Cmin | Span outside pull-off (min.) [mm] | 0 mm |
| Cmax | Span outside pull-off (max.) [mm] | 100 mm |
| K | Hook root thickness at the tip (claw thickness K) [mm] | 3 mm |
| J | Hook base width (claw width J) [mm] | 11 mm |
| O | Hook base depth usable (claw depth usable O) [mm] | 8 mm |
| H | Total hook root depth (total claw depth H) [mm] | 14 mm |
| L | Total claw thickness (L+1mm) [mm]: (claw distance to base surface) | 6 mm |
| Emin | Span inside pull-out (min.) [mm] | 45 mm |
| Tmax | Max. torque [Nm] | 25 Nm |
| Fmax | Max. tractive force [t] | 1.5 t |
| Fmax | Max. tensile force [kN] | 15 kN |


| Abbreviation | Attribut | Wert |
|---|---|---|
| X | Total width [mm] | 112 mm |
| Y | Total depth [mm] | 25 mm |
| Z | Total height [mm] | 105 mm |
| A | Clamping depth of external puller [mm] | 75 mm |
| S1 | Width across flats [mm] | 13 mm |
| Cmin | Span outside pull-off (min.) [mm] | 0 mm |
| Cmax | Span outside pull-off (max.) [mm] | 100 mm |
| K | Hook root thickness at the tip (claw thickness K) [mm] | 3 mm |
| J | Hook base width (claw width J) [mm] | 11 mm |
| O | Hook base depth usable (claw depth usable O) [mm] | 8 mm |
| H | Total hook root depth (total claw depth H) [mm] | 14 mm |
| L | Total claw thickness (L+1mm) [mm]: (claw distance to base surface) | 6 mm |
| Emin | Span inside pull-out (min.) [mm] | 45 mm |
| Tmax | Max. torque [Nm] | 25 Nm |
| Fmax | Max. tractive force [t] | 1.5 t |
| Fmax | Max. tensile force [kN] | 15 kN |

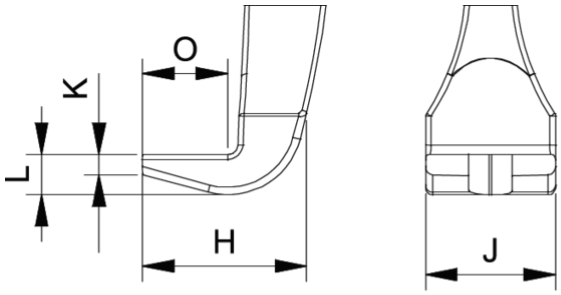


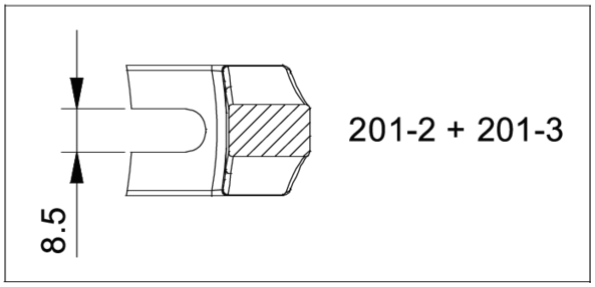


| Abbreviation | Attribut | Wert |
|---|---|---|
| X | Total width [mm] | 112 mm |
| Y | Total depth [mm] | 25 mm |
| Z | Total height [mm] | 105 mm |
| A | Clamping depth of external puller [mm] | 75 mm |
| S1 | Width across flats [mm] | 13 mm |
| Cmin | Span outside pull-off (min.) [mm] | 0 mm |
| Cmax | Span outside pull-off (max.) [mm] | 100 mm |
| K | Hook root thickness at the tip (claw thickness K) [mm] | 3 mm |
| J | Hook base width (claw width J) [mm] | 11 mm |
| O | Hook base depth usable (claw depth usable O) [mm] | 8 mm |
| H | Total hook root depth (total claw depth H) [mm] | 14 mm |
| L | Total claw thickness (L+1mm) [mm]: (claw distance to base surface) | 6 mm |
| Emin | Span inside pull-out (min.) [mm] | 45 mm |
| Tmax | Max. torque [Nm] | 25 Nm |
| Fmax | Max. tractive force [t] | 1.5 t |
| Fmax | Max. tensile force [kN] | 15 kN |

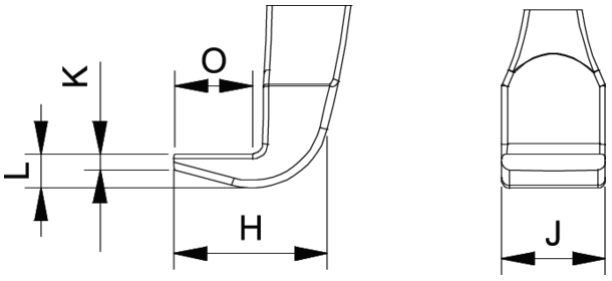


| Abbreviation | Attribut | Wert |
|---|---|---|
| X | Total width [mm] | 112 mm |
| Y | Total depth [mm] | 25 mm |
| Z | Total height [mm] | 105 mm |
| A | Clamping depth of external puller [mm] | 75 mm |
| S1 | Width across flats [mm] | 13 mm |
| Cmin | Span outside pull-off (min.) [mm] | 0 mm |
| Cmax | Span outside pull-off (max.) [mm] | 100 mm |
| K | Hook root thickness at the tip (claw thickness K) [mm] | 3 mm |
| J | Hook base width (claw width J) [mm] | 11 mm |
| O | Hook base depth usable (claw depth usable O) [mm] | 8 mm |
| H | Total hook root depth (total claw depth H) [mm] | 14 mm |
| L | Total claw thickness (L+1mm) [mm]: (claw distance to base surface) | 6 mm |
| Emin | Span inside pull-out (min.) [mm] | 45 mm |
| Tmax | Max. torque [Nm] | 25 Nm |
| Fmax | Max. tractive force [t] | 1.5 t |
| Fmax | Max. tensile force [kN] | 15 kN |