22-0+17 Sliding hammer device with 250 mm impact stroke, 1.7 kg kg impact weight



DESCRIPTION

The sliding hammer devices of series 22-0+ are used together with internal extractors of series 21 in crafts, industry, and workshops. The use of a sliding hammer is particularly recommended when there is no support surface available or this surface is too sensitive. The massive sliding piece allows for optimal force transfer and achieves a strong shock effect. This also ensures contactless and gentle extraction. The ergonomically shaped 2-component handle (PB Swiss) guarantees maximum power transmission even with wet and oily hands.

APPLICATION AREA

Together with internal extractors from series 21 in craftsmanship, industry, and workshop.

BENEFIT

- The shape of the sliding piece allows for a high impact weight of the sliding hammer with simple application.
- The internal stop point prevents crushing and ensures a safe working process.
- The 2-component handle ensures maximum power transmission even with wet and oily hands.
- If there is not enough space available, the impact weight can be reversed.

OPERATION

- Determine the inner diameter of the ball bearing and choose the appropriate internal extractor
- Insert the internal extractor into the hole and tighten the clamping nut
- Screw the sliding hammer rod onto the wedge spindle of the internal extractor
- Use the sliding hammer with a striking motion to pull the bearing out

MASTER DATA

GTIN [GTIN]	4021176060861
Country of origin	DE
Material	Tool steel
Series	22-0+
Gross weight [kg]	2,84 kg
Package contents	1 piece
Packaging Act	Rezykkat rHDPE 61
Worldwide sales capability	Yes (REACH, RoHS, POP, PROP65, TSCA)

APPLICATION IMAGE



DETAIL IMAGE



Sliding hammer device with 250 mm impact stroke, 1.7 kg kg impact weight

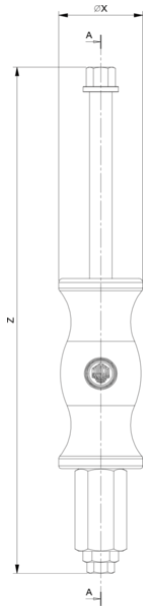

Abbreviation	Attribut	Wert
X	Diameter [mm]	60 mm
S2	Width across flats Thread adapter [mm]	22 mm
Z	Total length [mm]	425 mm
S4	Width across flats Additional thread adapter [mm]	17 mm
T2	Internal thread of the thread adapter [mm]	15-16 G
T3	Female thread of connecting nut [mm]	G 1/2
A	Impact distance [mm]	250 mm
S1	Width across flats connecting nut [mm]	32 mm

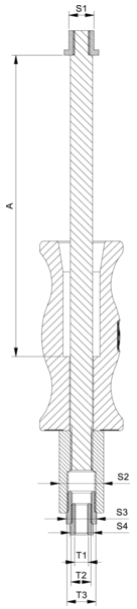

Abbreviation	Attribut	Wert
X	Diameter [mm]	60 mm
S2	Width across flats Thread adapter [mm]	22 mm
Z	Total length [mm]	425 mm
S4	Width across flats Additional thread adapter [mm]	17 mm
T2	Internal thread of the thread adapter [mm]	15-16 G
T3	Female thread of connecting nut [mm]	G 1/2
A	Impact distance [mm]	250 mm
S1	Width across flats connecting nut [mm]	32 mm

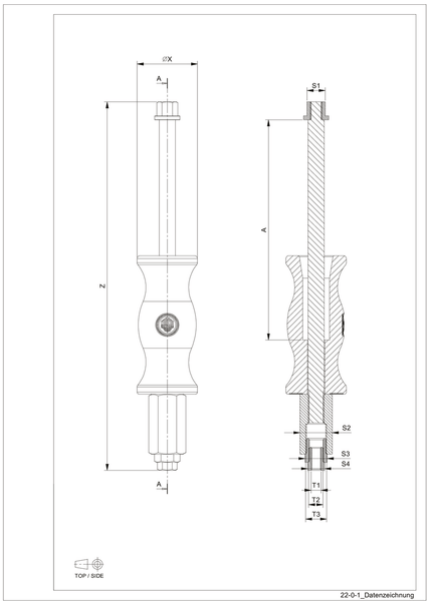

Abbreviation	Attribut	Wert
X	Diameter [mm]	60 mm
S2	Width across flats Thread adapter [mm]	22 mm
Z	Total length [mm]	425 mm
S4	Width across flats Additional thread adapter [mm]	17 mm
T2	Internal thread of the thread adapter [mm]	15-16 G

T3	Female thread of connecting nut [mm]	G 1/2
A	Impact distance [mm]	250 mm
S1	Width across flats connecting nut [mm]	32 mm